


# Tetra® LED Systems Power Supply

(GEPS12-60 & GEPS12-60U)

## Power Supply Features

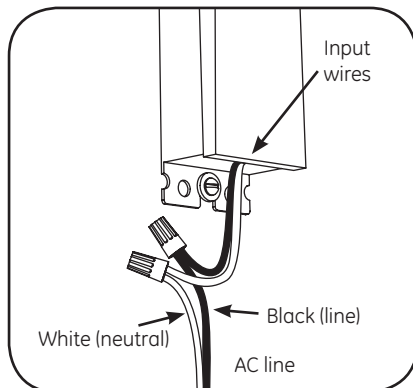
- Supports Tetra MAX and Tetra miniMAX LED lighting systems
- Class 2 wiring per NEC Article 725 (SELV)
- Damp location rated
- IP66 rated: separate enclosure required



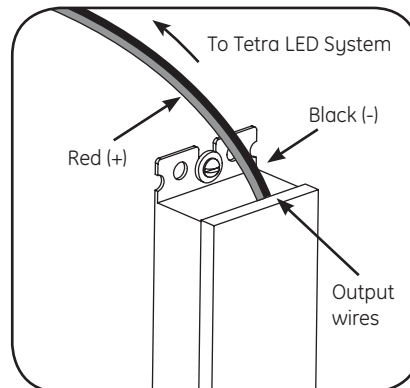
### ⚠ WARNING

**Risk of electrical shock.** Turn power OFF before inspection, installation or removal.

## Power Supply Installation



- 1 Connect the AC line to the black (line) and white (neutral) input wires of the power supply using 18-14 AWG (0.82-2.08 mm<sup>2</sup>) or 18-10AWG (0.82-5.26mm<sup>2</sup>) twist-on wire connectors.



- 2 Connect the supply wire that is attached to the Tetra LED System to the red (+) and black (-) output wires of the power supply as outlined in the **"Electrical Connections"** section of your LED system's Installation Instructions

### NOTE: Power Supply Loads

Exceeding maximum load will cause the power supply to shut down. Once the excess load is removed, cycle the input power to restart the power supply.

Specific load information for the supported LED systems can be found in the **"Power Supply Specifications"** section on the next page.

**NOTE:** For CSA approval, a disconnect/toggle switch of appropriate rating needs to be placed within 29 ft. (8.84 m) of primary side of the power supply. The minimum rating of the switch must be either 120 or 220 Volts AC. The switch must also support twice the amount of input current.

**NOTE:** When installing power supply, connect to the appropriate sized building breaker or disconnect device for line and neutral connections, in accordance with local, state or country regulations.

**NOTE:** The grounding and bonding of the power supply and overall sign shall be done in accordance with National Electric Code (NEC) Article 600.

# Installation Guide

## Power Supply Specifications

Performance Data	GEPS12-60			GEPS12-60U		
	Min	Typical	Max	Min	Typical	Max
Input Voltage (VAC)	90	120/230	264	108	120/230/277	305
Input Frequency (Hz)	-	50/60	-	-	50/60	-
Input Current (A)	-	-	0.85	-	-	0.61
Output Voltage (VDC)	11.4	12	12.6	11.5	12	12.5
Output Current (ADC)	0.8	-	5.0	0.8	-	5.0
Output Power (W)	-	-	60	-	-	60

### Enclosure Specification

### Dimensions

Damp Location Rated 9.5 in. x 1.7 in. x 1.2 in. (240 mm x 43 mm x 30 mm)

### Environmental Specifications

	Min	Typical	Max
Environmental Operating Temperature Range	-40°C	+25°C	+60°C*
Environmental Humidity (non-condensing)	0%	-	95%
Environmental Storage Temperature Range	-40°C	-	+85°C

\* Maximum case temperature is 90°C

### Load-Lineal ft. (m)

	Min	Max
Tetra MAX - GERDMXS6, GEGLMXS6, GEBLMXS6, GEWHMXS6, GEWWMXS6	3 modules/1 ft. (0.30 m)	162 modules/54 ft. (16.46 m)
Tetra MAX - GERDMXL6	2 modules/1 ft. (0.30 m)	160 modules/80 ft. (24.38 m)
Tetra miniMAX- GEWHMMS5, GEWWMMS5	3 modules/1 ft. (0.30 m)	90 modules/36 ft. (10.97 m)

### Remote Mounting Distance

	18AWG (0.82 mm <sup>2</sup> )	16AWG (1.31 mm <sup>2</sup> )	14AWG (2.08 mm <sup>2</sup> )	12AWG (3.31 mm <sup>2</sup> )
Tetra MAX	1-30 ft.	1-50 ft.	1-80 ft.	1-120 ft.
Tetra miniMAX	(0.30-9.1 m)	(0.30-15.2 m)	(0.30-24.4 m)	(0.30-36.6 m)

## ⚠ WARNING!

### RISK OF ELECTRIC SHOCK:

- Turn power OFF before inspection, installation or removal.
- Properly ground Tetra Power Supply enclosure.
- Shut off power at fuse box or circuit breaker before installation.



### RISK OF FIRE:

- Follow all NEC and local codes.
- Use only UL approved wire for input/output connections. Minimum size 18 AWG (0.82 mm<sup>2</sup>)

This device complies with Part 15 of the FCC Rules. Operation is subject to the following two conditions: (1) this device may not cause harmful interference, and (2) this device must accept any interference received, including interference that may cause undesired operation. This Class (A) RFLD complies with the Canadian standard ICES-005. Ce DEFR de la classe [ A ] est conforme à la NMB-005 du Canada.

Conforms to the following standards:



6180 Halle Drive • Valley View, Ohio 44125-4635 • USA  
 P: 216.606.6555 • F: 216.606.6599 • www.led.com • info@led.com

For customer service & technical support, contact:  
**1-888-MY-GE-LED** (1.888.694.3533)

Lumination, LLC is a subsidiary of the General Electric Company. Tetra is a trademark of Lumination, LLC. The GE brand, logo, and ecomagination are trademarks of the General Electric Company. © 2008 Lumination, LLC. Information provided is subject to change without notice. All values are design or typical values when measured under laboratory conditions.