

GT1™ LED Countdown Pedestrian Signals

16 x 18 inch



Excellent Appearance & Visibility

- Robust LED system design enables high luminous intensity over product life cycle
- Efficient optical system minimizes power consumption while providing excellent uniformity and viewing angles
- New! Single piece transparent front window with internal masking to prevent:
 - countdown and icons display from being readily visible when not in operation
 - scratches and abrasions compared with external silk screen technology
- Bright and clear icons
- New or retrofit use
- Fully uniform look

Outstanding Reliability & Robust Operation

- Internal conflict monitor preventing walk and don't walk indications to light up at the same time
- Individual power supply drives each display to ensure proper indication
- Over-molded electrical connectors providing moisture and dust protection

Meets Rigorous Certification & Testing Standards

- Intertek ETL Verified compliant
- EPACK 2005 compliant
- Using MIL-STD-810F and NEMA 250-1991 Type 4 for environmental robustness, passed reliability and qualification testing including high temperature, high humidity cycling (HTHH for 1,000 hours)
- Production quality compliant to GE Six Sigma requirements
- Compliant (for Full Hand/Full Person) with the ITE PTCSI LED Signal Modules
 - draft version dated Feb. 2009



imagination at work

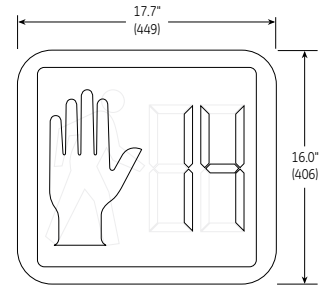
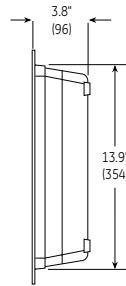
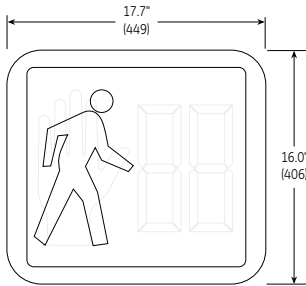


The Greatest Signals Stand the Test of Time.™

GT1™ LED Pedestrian Signals

- 16 x 18 inch module

Mechanical Outline Dimensions in inches. (mm) indicates metric equivalent



Design Compliance

Test type	Compliance
Luminous intensity, Uniformity & Viewing Angles	ITE PTC SI LED Signal Modules Draft version of Feb. 2009
Chromaticity	ITE PTC SI LED Signal Modules Draft version of Feb. 2009
Moisture Resistance	MIL-STD-810F Procedure 1, Rain & Blowing Rain
Mechanical Vibration	MIL-STD-883 Test Method 2007
Electronic Noise	FCC Title 47 Sec 15 Sub. B ¹
Transient Voltage Protection	Sec. 2.1.6 NEMA TS 2-2003 Sec. 2.1.8 NEMA TS 2-2003
Controller Compatibility	NEMA TS-2-2003
Transient Suppression	Sec. 8.2 IEC 1000-4-5 & Sec. 6.1.2 ANSI/IEEE C62.41.2 - 2002, 3KV, 2 Ω Sec. 8.0 IEC 1000-4-12 & Sec. 6.1.1 ANSI/IEEE C62.41.2 - 2002, 6KV, 30 Ω
Wiring	NFPA 70, National Electric Code
Digits	MUTCD 2003, Section 4E.07, Countdown Numbers Minimum 9" Height & 7" Width

Operating Specifications

Parameter	Rating
Operating Temperature Range*	-40 to +74°C (-40 to +165°F)
Operating Voltage Range	80 to 135 V (60Hz AC)
Power Factor (PF)	> 90 %
Total Harmonic Distortion (THD)	< 20 %
Voltage Turn-Off (VTO)	35 V
Start-up Time	< 75msec
Lens & Shell Material	UV Stabilized Polycarbonate
Wiring	16 AWG, Color Coded with Strain Relief
LED Color	Hand: Portland Orange Person: Lunar White
Default Mode	Hand only

* Performed in compliance with ITE test method described in the technical notes

Product Information

Model Number	Dimensions		Symbol		AC Voltage Nominal	Power (W)			Beam Pattern Degrees	Minimum Luminous Intensity Cd/m ²	
	Dimensions	Layout	Hand	Person		Hand	Person	Countdown		Hand/Digit	Person
PS7-CFF1-26A ²	16 x 18 in	Overlay Countdown	Full	Full	120V - 60Hz	11	8	6	26	1400	2200

¹ Class A

² Full MUTCD Compliance

Test Condition : T_o = 25°C. All values are design or typical values when measured under laboratory conditions

Distributed by:



6180 Halle Drive • Valley View, Ohio 44125-4635 • USA
P: 216.606.6555 • F: 216.606.6599 •
www.lumination.com • signals@lumination.com

For customer service & technical support, contact:
1-888-MY-GE-LED (1.888.694.3533)

Lumination, LLC is a subsidiary of the General Electric Company. GT1 and "The greatest signals stand the test of time" are trademarks of Lumination, LLC. The GE brand and logo are trademarks of the General Electric Company. © 2009 Lumination, LLC. Information provided is subject to change without notice. All values are design or typical values when measured under laboratory conditions.